

Math

Reading

Writing

REVIEW

SUMMER PRACTICE PACKET

From 1st to 2nd

**FREE
SAMPLE**

SAMPLE OF
LARGER
PRODUCT.
SEE LAST PAGE
FOR THE LINK TO
THE FULL
PRODUCT.



How to use this packet...

Each one of these activities in this packet is designed to prepare and review skills your child should know to enter 2nd grade. They relate to the Common Core Standards. On several pages, you can find the standard number, (e.g. "1.OA.4") to help you find more online support for the standard.

The activities can be explained by the adult, but most pages it should not be necessary since it is a review. Children should be able to complete most activities independently. If you are using this packet for a kindergartener, be prepared to spend a lot of one on one time with your child helping them with the concepts.

I recommend setting a 20 to 30 minute block of time for your child daily to work on these activities. They should enhance their vacation!

Print out pages. 3-90 and as needed, reprint the Weekly Summer Journal.



HOT Parent TIPS...

- ➡ **The** best way to keep your child prepared for the next year of school is to have them actively engaged in educational activities all summer.
- ➡ **The** first tip is to use oral and physical activities in conjunction with this packet. Kids this age need to move and be verbal!
- ➡ **Encourage** your child to use the sight words in their writing and oral language. Get excited when they recognize a word that is from the list!
- ➡ **Print** out the summer journal each week. Use it to have your child describe their summer days. It makes for a great keepsake! Use suggested writing prompts, if they get "writer's block" and encourage using the sight word list.
- ➡ **READ DAILY** with your child! This is the most important educational support you can give your child. Even if it is a short 5 minute reading of a cereal box. It shows you value reading, and models daily use for your child to follow.

Sight Words SMASH

Sight
Words
I

Cut out the sight words out below, spread on the floor or table, and when the word is called out, smash it with your hand or foot. Write the word in the space below.



Name _____

1.

6.

2.

7.

3.

8.

4.

9.

5.

10.



like

your

live

come

people

go

look

here

said

was

Write, Read and Draw

-at
CVC Word
Family

DIRECTIONS: Use the letters in the LETTER BANK at the beginning of the -at family words. Write the new word, read the word, and draw it.

___at



LETTER BANK

c m b r h

1. ___at

2. ___at

3. ___at

4. ___at

5. ___at

Name _____



ABC ORDER

using
1st letter

a b c d e f g h i j k l m n o p q r s t u v w x y z

Name _____

1.

6.

2.

7.

3.

8.

4.

9.

5.

10.



Cut out the words below and glue them in ABC order.

cat

apples

farm

red

tree

bat

map

dog

zoo

pig



Rewrite the Sentence

Rewrite each sentence, adding capitalizing and punctuation where needed.

Capitalization
and punctuation
L.1.2.A & L.1.2.B

Name _____



1. what is your name


2. i like to play outside

3. how do i catch a bug

4. that is my black cat

5. where are we going today

6. the clouds look like it is going to rain



Name: _____

MATH
1.NBT.C4

Add.

$$\begin{array}{r} 22 \\ + 5 \\ \hline \end{array}$$

27

Write a matching
SUBTRACTION problem.

$$27 - 22 = 5$$

$$\begin{array}{r} 18 \\ + 10 \\ \hline \end{array}$$


Write a matching
SUBTRACTION problem.

$$\begin{array}{r} 22 \\ + 4 \\ \hline \end{array}$$

Write a matching
SUBTRACTION problem.

$$\begin{array}{r} 18 \\ + 10 \\ \hline \end{array}$$

Write a matching
SUBTRACTION problem.



This was:
(circle one)

EASY

JUST RIGHT

HARD

NAME _____

10 More 10 Less & 1 More 1 Less

Place a number more than 9 in the center square. Use the number chart to help you find 10 less, 10 more, 1 less, 1 more to fill in the blank squares.

1	2	3	4	5	6	7	8	9	10
11	12	13	14	15	16	17	18	19	20
21	22	23	24	25	26	27	28	29	30
31	32	33	34	35	36	37	38	39	40
41	42	43	44	45	46	47	48	49	50
51	52	53	54	55	56	57	58	59	60
61	62	63	64	65	66	67	68	69	70
71	72	73	74	75	76	77	78	79	80
81	82	83	84	85	86	87	88	89	90
91	92	93	94	95	96	97	98	99	100

①

10 Less

1 Less

45

1 More

10 More

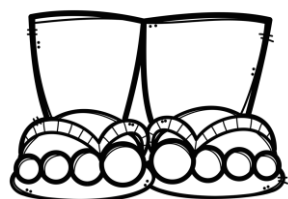
②

③

④

⑤

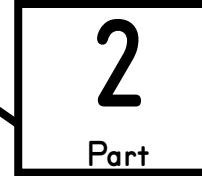
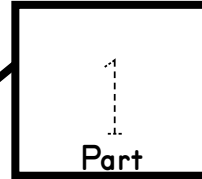
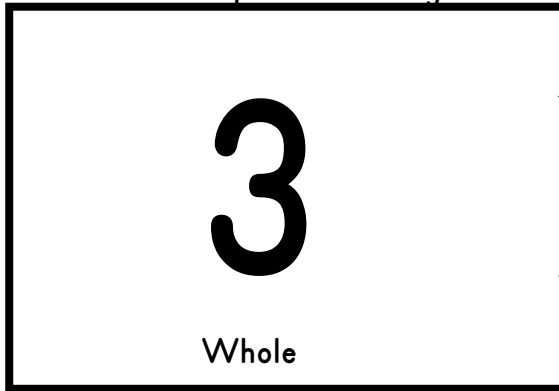
⑥



Hint

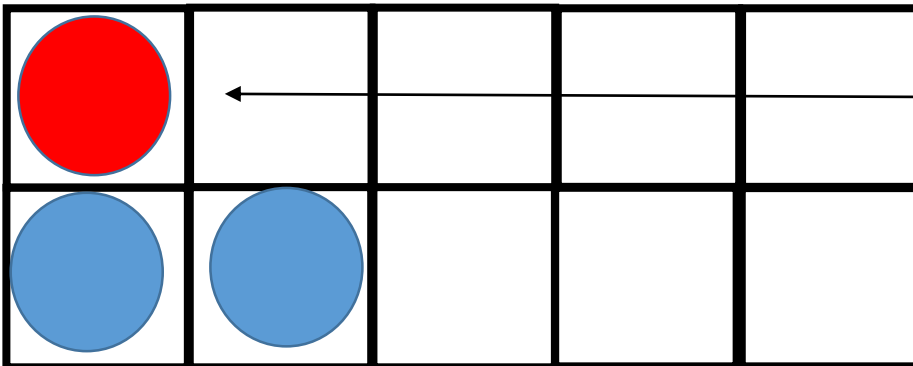
Show your work

What part is missing?



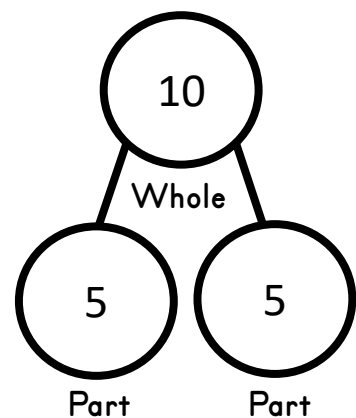
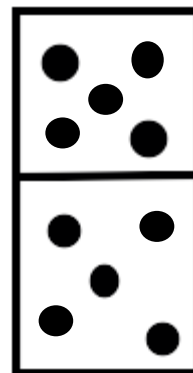
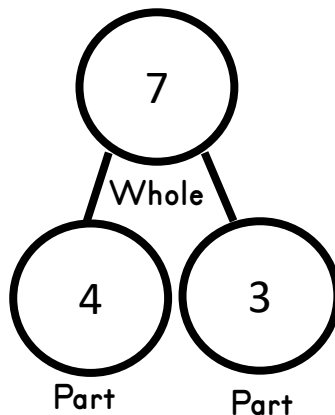
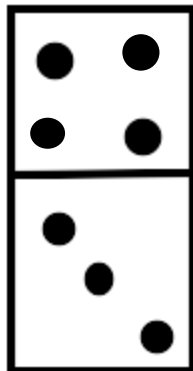
EXAMPLE

Show Your Parts



Color 1 square red
Color 2 squares blue
This shows two parts equaling a whole number.

Domino Number Bonds



Make a math sentence using the dominos.

3 + 4 = 7

5 + 5 = 10

 - =

 - =

Thank you for using your brain! Cindy

Terms of Use:

By purchasing/downloading this file you agree to the following terms of use. This resource is for 1 classroom use ONLY. Please purchase additional licenses to use in multiple classrooms. Copying, reproducing, or sharing any part of this in any form is forbidden and a violation of the Copyright Act. Thank you for respecting my work and allowing me to create more products for you to enjoy with your class.

Copyright © 2016 Cindy Martin (Teacher's Brain)

All rights reserved by author.

A note from the seller:






Thank you so much for downloading this product! I can't tell you how thankful I am for your purchase. I hope you love this resource as I much as I do. Follow my Teachers Pay Teachers store, Teacher's Brain, and my blog at www.teachersbrain.com so you can be the FIRST one notified of new products and FREEBIES! If you leave feedback on at my store on each downloaded product, you will get credits redeemable on future purchases. If you have any questions, you can always email me at

cindy@teachersbrain.com

Thank you again!

CLICK HERE FOR THE FULL PRODUCT AND OTHER GRADE LEVELS:

Related Products

-  [End of the YEAR Summer Packet From 1st grade to 2nd](#)
-  [End of the Year Summer Packet For KINDERGARTEN to 1st Grade Review](#)
-  [End of the Year Summer Packet Pre-K to Kindergarten](#)
-  [Summer Packet for 3rd Grade to 4th Grade](#)
-  [Summer Packet for 4th to 5th](#)

Click the images to follow Teacher's Brain



TpT Store



BLOG

CREDITS:

